

Saga University ANPIC site

https://anpic-v-saga-u.jecc.jp/saga-u

Login ID: [Students] Student number@edu.cc.saga-u.ac.jp
[Staff] userID@cc.saga-u.ac.jp

Password: Password registered at the initial registration site

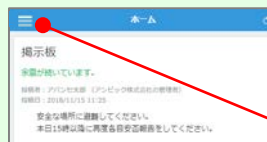


Login



Enter the login ID and password which have been set for you and press the “ログイン[login]” button to login.

How to display the menu



Since, by default, the menu is hidden on smartphones and tablets, you need to click on the menu button on the upper left in order to display the menu and access your desired page.

Registering or changing password or e-mail address



Please access the account setting screen from “アカウント設定[Account settings]” in the menu and register or change your desired field with the “編集する[Edit]” button for 【ログインパスワード[Login password]】 and 【メール[Mail]】.

After registering your e-mail address, please check whether the address change confirmation e-mail has arrived.
*If you do not receive the address change confirmation e-mail, please check your e-mail reception settings and, after changing the e-mail settings, try to send a “テストメール[test e-mail]” to confirm you are able to properly receive messages from [no-reply@jecc.jp].
*Please be careful when entering your e-mail address.

(*) ★ If you register your e-mail address, the registered e-mail address can also be used as your login ID.

Edit basic information

To change the name, organization information, or login ID, please contact the administrator.

Report safety situation

When reporting from e-mail

Subject: 安否状況をお知らせください
(Please report your safety situation)

○×株式会社 アバンセ花子様

地震が発生しました。(An earthquake has occurred.)
以下のURLをクリックして、安否状況を報告してください。(Please visit the following URL and report your safety situation)

https://anpic*jecc.jp/* * * * * /

●上記URLにアクセスできない場合はこちらから↓(If you are unable to access the above URL, please report your safety situation here.)

http://anpic*jecc.jp/* * * * * /

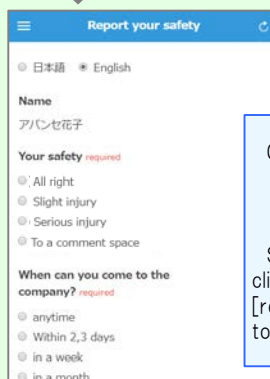
Access the safety report screen from the URL of the safety confirmation e-mail.

*If you cannot access the above URL, please use the URL below.

When reporting from the website



Access the safety report screen from the “安否報告[Safety Report]” button on the menu.



On the safety report screen:
- Question 1 (required)
- Question 2 (Required)
- Comment (optional)

Select or input the above and click on the “安否状況を報告する[report safety situation]” button to complete the report.

Search for safety (*)



From the “安否検索[Safety Search]” button on the menu, access the Safety Search screen, enter at least two letters of the name or full name of the person whose safety information you want to search for, and then click on the “検索する[search]” button.

Answer the questionnaire

Please access the questionnaire answer screen from the URL in the email which has been sent to you and answer the questions.

To register or change your e-mail address and/or password, please do so from a computer or tablet by following the “web version” guide on the left.
*You can also make safety reports from feature phones.

Report safety situation

Subject: 安否状況をお知らせください
(Please report your safety situation)

○×株式会社 アバンセ花子様

地震が発生しました。(An earthquake has occurred.)
以下のURLをクリックして、安否状況を報告してください。(Please visit the following URL and report your safety situation)

https://anpic*jecc.jp/* * * * * /

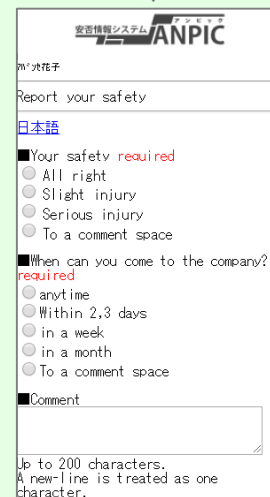
●上記URLにアクセスできない場合はこちらから↓(If you are unable to access the above URL, please report your safety situation here.)

http://anpic*jecc.jp/* * * * * /

地震の詳細については以下の通りです。

Access the safety report screen from the URL of the safety confirmation e-mail.

*If you cannot access the above URL, please use the URL below.



On the safety report screen:
- Question 1 (required)
- Question 2 (required)
- Comment (optional)

Select or input the above and click on the “安否状況を報告する[report safety situation]” button to complete the report.

Answer the questionnaire

Please access the questionnaire answer screen from the URL in the email which has been sent to you and answer the questions.

Edit basic information

To change the name, organization information, or login ID, please contact the administrator.